



Instructions for Use: D/E Broth

Brand Name of Product	D/E Broth
Generic Name of Product	Dey-Engley Broth
Product Code Number(s)	DE-045
Intended Use	D/E broth is to neutralize the inhibitory effects of disinfectant carryover in sample extract and facilitate outgrowth of microbes that have been potentially damaged by the reprocessing process.
Range of Applications for Product	To neutralize disinfectants and facilitate outgrowth of microbes in the recaptured sample extract.
Key Specifications of Product	Volume of neutralizer in a bottle: 45 mL

Shipping & Storage	
Shipping Conditions & Requirements	Ship next day air with an ice pack.
Storage Conditions	Store in the refrigerator 2°C - 8°C
Packaging Contents	
Shelf Life	6 months from the date of manufacturing

Instructions for Using Product

Description of Use(s)	D/E Broth is added to samples in order to facilitate outgrowth of microbes.
Preparation for Use	<ol style="list-style-type: none"> 1. Upon receiving the kit remove the ice pack from the packaging. 2. Store the D/E Broth in the refrigerator (2°C-8°C) immediately after receipt.

Diagrams (drawings, pictures)




Figure 1




Figure 1A




Figure 2




Figure 3



Figure 4

<p>Steps for Use of Product</p>	<ol style="list-style-type: none"> 1. Tear the clear seal open first. Fig. 1, 1A 2. Before use, wipe the neutralizer bottle and the lid with an alcohol wipe. Fig. 2-4 3. Then open the lid of the bottle. 4. Add the D/E Broth to the extracted sample. <ul style="list-style-type: none"> • Do not allow the test object to contact the neutralizer solution in the sample container. • Accidental immersion of any part of the test object into the neutralizer solution necessitates complete reprocessing. 5. Transport the sample to the testing lab.
<p>Interpretation of Test Results</p>	
<p>Contraindications of Test Results</p>	
<p>Documentation</p>	
<p>Special Warnings and Cautions</p>	
<p>Disposal</p>	

<p>Reprocessing Instructions</p>	
<p>Point of Use</p>	
<p>Preparation for Decontamination</p>	
<p>Disassembly Instructions</p>	
<p>Cleaning – Manual</p>	
<p>Cleaning – Automated</p>	
<p>Disinfection</p>	
<p>Drying</p>	
<p>Maintenance, Inspection, and Testing</p>	
<p>Reassembly Instructions</p>	
<p>Packaging</p>	
<p>Sterilization</p>	
<p>Storage</p>	
<p>Additional Information</p>	
<p>Related Healthmark Products</p>	
<p>Other Product Support Documents</p>	<p>ProFormance™ Brochure, ProFormance™ Price List</p>
<p>Reference Documents</p>	
<p>Customer Service Contact</p>	<p>Healthmark Industries Company, Inc. 18600 Malyn Blvd. Fraser, MI 48026 1-586-774-7600 healthmark@hmark.com hmark.com</p>