












Instructions for Use: Secure-Its™ for Wire Bottom Baskets

Brand Name of Product	Secure-Its™ for Wire Bottom Baskets
Generic Name of Product	Secure-Its™
Product Code Number(s)	7501542, 7501543, 7501544, 7501545
Intended Use	Secure-Its™ allows you to secure your items stored in sterilization trays against shifting and falling out. This keeps your items in place during rinsing and safe from damage during the operating procedure.
Range of Applications for Product	Delicate items transported through washing and sterilization in wire baskets.
Key Specifications of Product	<ul style="list-style-type: none"> · Screwed-in universal fixation made of stainless steel. · Silicone cut-outs. · Dimensions W x D x H 35 x 14 x 41 mm · Set of four

Shipping & Storage	
Shipping Conditions & Requirements	
Storage Conditions	
Packaging Contents	
Shelf Life	

Instructions for Using Product							
Description of Use (s)	Secure your items stored in sterilization trays against shifting and falling out. This keeps the items in place during rinsing and safe from damage during the operating procedure.						
Preparation for Use							
Diagrams (drawings, pictures)	<table border="1" style="width: 100%; text-align: center;"> <tr> <td></td> <td></td> <td></td> </tr> <tr> <td>1</td> <td>2</td> <td>3</td> </tr> </table>				1	2	3
							
1	2	3					
Steps for Use of Product	<ol style="list-style-type: none"> 1. Place Secure-It™ in desired location of the wire basket. 2. Secure the Secure-it™ with screw on each side so the item doesn't move. 3. Place items inside the perforations of the silicone Secure-It™ so the instrument(s) are secure and don't move freely in the wire basket. 						
Interpretation of Results							
Contraindications of Test Results							
Documentation							
Special Warnings and Cautions							
Disposal							

Reprocessing Instructions	
Point of Use	
Preparation for Decontamination	
Disassembly Instructions	
Cleaning – Manual	
Cleaning – Automated	Suitable to wash according instrument instructions
Disinfection	
Drying	
Maintenance, Inspection, and Testing	
Reassembly Instructions	
Packaging	
Sterilization	Heat resistant up to 275 °F. Compatible with Steam, Gas and EO sterilization.

Storage	
Additional Information	
Related Healthmark Products	
Other Product Support Documents	
Reference Documents	
Customer Service Contact	<p>Healthmark Industries Company, Inc. 18600 Malyn Blvd. Fraser, MI 48026 1-586-774-7600 healthmark@hmark.com hmark.com</p>