



Use of Healthmark Industries’ Products to Comply with [Multisociety Guideline \(2021\)](#)




Suzanne Latta, CSPDT, CRCST
Clinical Education Administrator

The American Society for Gastrointestinal Endoscopy (ASGE) published an updated version for their “Multisociety Guideline on Reprocessing Flexible GI Endoscopes and Accessories” in January 2021. This is the fourth version of this guideline (2003, 2011, 2016, 2021), which is endorsed by the following organizations: ASGE, AASLD, ACG, AGA, AORN, APIC, ASCA, ASCRS, SGNA, AND SHEA. This guideline was written to provide “evidence-based recommendations for the reprocessing of flexible GI endoscopes.”


The information below describes select recommendations throughout the various stages of reprocessing flexible endoscopes from the Guideline and corresponding Healthmark products that satisfy those recommendations.



STAFF TRAINING AND COMPETENCY OF ENDOSCOPE REPROCESSING SKILLS

MULTISOCIETY GUIDELINE - “All healthcare personal in the endoscopy unit are trained in and comply with standard infection prevention and control recommendations (e.g., universal precautions), including those to protect both patients and healthcare workers”.	HEALTHMARK PRODUCTS -
Long Sleeve Gloves to protect the technician from becoming wet during processing that are flexible, lightweight, and provide hand and arm protection with an elastic cuff to prevent slippage from the upper arm.	Lined Sleeve Gloves- 41380, 41480, 41580, 41680) 
Ultra-Long Decontam Gloves designed for an extra level of personal protection for healthcare workers in decontam, the single-use powder-free nitrile Ultra-Long Decontam Gloves are 9 Mil thick and have an overall length of 16 inches.	Decontam Gloves- DSK-1, DSK-2, DSK-3, DSK-4, DSK-5, ULNCS-1, ULNCS-2, ULNCS-3, ULNCS-4, ULNCS-5 
The Face Shield with Drape provides extended coverage to the neck area to prevent accidental splashing from bloodborne pathogens coming into contact with the skin.	Face Shield with Drape- SLH-002



	
<p>Disposable Bootlegs keep legs and feet dry. Gowns with Thumb Loops provide coverage around the wrist and arm to ensure a secure fit to limit excess water from coming into contact with the skin.</p>	<p>Disposable Bootlegs- BOOTLEG</p> 
<p>The Decontamination Gown will help protect the wearer from contamination when working in a decontamination area.</p> <p>The Gown with Thumb Loop is to provide a protection from hazardous fluids.</p>	<p>Decontam Gowns- - MN110 SMMD, MN110 LGXL, MN110 2X3X, MN110 4X</p> 






PRECLEANING

<p>MULTISOCIETY GUIDELINE- “Perform precleaning/point of use treatment immediately after a procedure is completed, before bioburden has an opportunity to dry, and before comprehensive decontamination.”</p>	<p>HEALTHMARK PRODUCTS-</p>
<p>Post-procedure flushing and wiping of items can be a challenge, which is why we have developed the Post Procedure Pre-Treatment Kit. Packaged in a ready to use 800 mL transparent pouch containing water and a 5”L x 4”W x .5H (127mm x 102mm x 12.5mm) sponge.</p> <p>NOTE: ASGE recommends use of a detergent for precleaning. The IFU of some flexible endoscope manufacturers recommend use of water only.</p>	<p>Post Procedure Pre-Treatment Kit- PPPTK-001</p> 
<p>The Dura Sponge allows for safe cleaning of surgical instruments and surfaces. Available in a flat or tubular design.</p>	<p>Dura Sponge- ESD905201, ESD904101</p>

	
<p>Non-Linting Wipes were designed for healthcare workers to dry endoscopes and associated equipment per manufacturer’s IFUs after manual high-level disinfection, after removal from an automated endoscope reprocessor (AER), to cover the distal tip of the endoscope during alcohol/air flush, or to dry the basin and connectors of an AER.</p>	<p>Non-linting Wipes- NLW001, NLW002, NLW003, SW-001, XX6700</p> 

SOILED TRANSPORT

<p>MULTISOCIETY GUIDELINE – “Immediately transport the soiled endoscope to the reprocessing area for subsequent steps in HLD before the endoscope and remaining soil have an opportunity to dry. Use fully enclosed, puncture resistant, leak-proof, and labeled containers for transportation of soiled endoscopes to prevent exposure of staff, patients, and the environment to potentially infectious organisms during transport.”</p>	<p>HEALTHMARK PRODUCTS-</p>
<p>Designed for containers that hold high-level disinfected or contaminated scopes.</p>	<p>High-Level Disinfected Labels- HM-52483-HLD</p> 
<p>Visible Contents atmosphere that will prevent organics from drying over an extended period of time.</p>	<p>Humipak- HPSS2035-25, HPSS2035-100, HPSS4243-25, HPSS4243-100, HPSS4267-25, HPSS4267-100, HPSS6577-10, HPSS6577-50</p> 
<p>Cart and tray system is ideal for transporting clean and dirty scopes to and from reprocessing.</p>	<p>Transport Trolley- 2220</p>

	
<p>Tray with Cover is designed for safe scope transportation from storage to the procedure room and from the procedure room to the processing area.</p>	<p>Scope Transport Tray with Cover- Z-WAN-ETW-LTCH</p> 
<p>The single-use liners assist with identification, temporary storage, and transportation of medical equipment by providing an enclosed environment for instruments.</p>	<p>SST LINERS- SST-LNR-CL, SST-LNR-RD, SST-LNR-GN, SST-CCD-LNR</p> 
<p>Designed by endoscopy nurses, in this 20" diameter tray flexible scopes can be safely coiled for complete immersion in disinfecting solution.</p>	<p>Flexible Endoscope Tray</p> 
<p>The green locks create a clear message to the clinical staff that the internal endoscope has been processed and is ready for use. The red-biohazard seal in contrast clearly indicates the scope has been used and is contaminated.</p>	<p>Clean and Dirty Seal Pack- 6020, 6323, 2220 LOK</p> 

LEAK TESTING

<p>MULTISOCIETY GUIDELINE- "Perform pressure/leak testing according to the endoscopy manufacturer's IFU. Pressure/leak testing should occur after bedside precleaning/point of use treatment and before manual cleaning."</p>	<p>HEALTHMARK PRODUCTS-</p>
<p>Leak Tester Tester is designed to check the accuracy of air pressure provided by automated and handheld endoscope leakage testers.</p>	<p>Leak Tester Tester- LTT-4000, LTT-1001, LTT-1002, LTT-1003, LTT-1004</p>










MANUAL CLEANING

<p>MULTISOCIETY GUIDELINE- “Before manual or automated HLD, meticulously clean the entire endoscope, including valves, channels, connectors, and all detachable parts, using only model-specific cleaning devices (such as brushes) designed for the endoscope model being cleaned. Manual cleaning occurs within the manufacturer’s recommended time frame, usually within 60 minutes after the endoscope is released from the procedure. When cleaning is delayed beyond this interval, the manufacturer’s IFU for delayed processing are followed. Clean the external surfaces and components of the endoscope using a soft cloth, sponge or brushes, as described in the endoscope manufacturer’s IFU. Use brushes appropriate for the size of the endoscope channel, parts, connectors, and orifices (e.g., bristles should contact all surfaces) for cleaning. All brushes are appropriately sized for the part of the endoscope being brushed and should be approved for this use by the endoscope manufacturer. Use cleaning tools that are disposable or thoroughly clean and disinfect them between uses according to the manufacturers’ IFU.”</p>	<p>HEALTHMARK PRODUCTS-</p>
<p>The elevator mechanism brush is designed for efficient scrubbing of endoscope elevator wires with an ergonomic handle.</p>	<p>Elevator Mechanism Brush- EMB-002</p>





	
<p>The endoscope brushes are designed to facilitate maximum cleaning that will ensure compatibility with the endoscope channel.</p>	<p>Endoscopes Brushes</p> 
<p>Healthmark offers the One-Hour Indicator Label designed to be a visual reminder to healthcare workers of post-procedures.</p>	<p>Single-Use 1 Hour Indicator- HTK-1H</p> 
<p>The Dura Sponge allows for safe cleaning of surgical instruments and surfaces. Available in a flat or tubular design.</p>	<p>Dura Sponge- ESD905201, ESD904101</p> 
<p>Designed for healthcare workers to dry endoscopes and associated equipment per manufacturer's IFUs after manual high-level disinfection, after removal from an automated endoscope reprocessor (AER), to cover the distal tip of the endoscope during alcohol/air flush, or to dry the basin and connectors of an AER.</p>	<p>Non-linting Wipes- NLW001, NLW002, NLW003, SSW-001, XX6700</p> 

INSPECTION

<p>MULTISOCIETY GUIDELINE- "Using lighted magnification, visually inspect both endoscopes and reusable accessories frequently in the course of their use and reprocessing. This inspection may include before, during, and after use. Exterior endoscope inspection should be done after each manual cleaning cycle and before HLD or sterilization. Manual cleaning of complex endoscope components, such as elevators and recess grooves, requires optimal lighting, which can be facilitated by magnification."</p>	<p>HEALTHMARK PRODUCTS-</p>
<p>Designed for items to be optically inspected, the LED Interchangeable Magnifier is manufactured with an interchangeable 5-diopter glass lens.</p>	<p>Interchangeable Magnifier- MAG-225, MAG-LENS, MAG—L5D, MAG-L8D, MAG-L12D, MAG-15D</p>





	
<p>Crystal Clear 5" 3 Diopter (1.75x) lens mounted on a silver-grey metal housing. Fluorescent bulb is protected with a clear diffuser/splash guard.</p>	<p>Table-Top Lighted Magnifiers 26501-DSG, 26505-SIV</p> 
<p>Like the round magnifier this model has decreased glare, heat and energy consumption with multi-angle LEDs that make shadows obsolete.</p>	<p>Made in America Magnifiers- 82400-4 BL, 42400-4 RD</p> 
<p>Equipped with a 72mm diameter lens for up close visual inspection for potential damage and residual soil after cleaning.</p>	<p>Led 4x Magnifier- MAG-002</p> 
<p>Designed to comply with AAMI ST91, the Handheld Multi-Magnifier is a useful tool to perform detailed visual inspection of flexible endoscopes that allow the assessment of external surfaces.</p>	<p>Handheld Multi-Magnifier- MAG-310</p> 
<p>Designed to inspect internal channels of 2.0mm in diameter or larger, the FIS-005 is the perfect tool to get a visualization of any potentially soiled or damaged item.</p>	<p>FIS-005- FIS-005, FIS-005SK</p> 
<p>A flexible borescope to inspect internal lumens of instruments.</p>	<p>Flexible Inspection Scope</p> 

HIGH LEVEL DISINFECTION


<p>MULTISOCIETY GUIDELINE “Healthcare facilities should verify that users can readily identify whether and when an endoscope has been reprocessed (e.g., logs, radiofrequency identification, reprocessing tags).”</p>	<p>HEALTHMARK PRODUCTS-</p>
<p>The 7 Day Hangtime Label indicates the length of time the endoscope was last processed. Self-Looping label shows the necessary information of when the scope was processed and by whom.</p>	<p>7 Day Hangtime Label- HTK-7D2</p> 
<p>Hangtime Labels track the day and month when scope was reprocessed and come in a variety of colors.</p>	<p>Hangtime Labels- 403225 HTK</p> 
<p>These self-looping labels are sure to be the solution to managing your scope reprocessing and insuring quality patient care.</p>	<p>Self -Looping Information Label- 404225-351-GI</p> 
<p>Label your endoscope with a "High Level Disinfection" sticker after disinfection. Include date, initials of processor and process number.</p>	<p>HLD Labels- DC-100214-71-BL</p> 





DRYING

<p>MULTISOCIETY GUIDELINE- “Endoscopes should undergo drying after the completion of all reprocessing steps as described in the endoscope manufacturer’s IFU. The exterior of the endoscope should be completely dried using a clean, lint-free cloth. Prolonged, simultaneous airflow through all endoscope channels using a dedicated endoscope-drying apparatus, device, or storage cabinet offers effective drying of the endoscope as measured by either borescopic visual inspection of the working channel or moisture detection papers.”</p>	<p>HEALTHMARK PRODUCTS-</p>
---	------------------------------------

<p>A flexible borescope to inspect internal lumens of instruments.</p>	<p>Flexible Inspection Scope</p> 
<p>Designed for healthcare workers to dry endoscopes and associated equipment per manufacturer’s IFUs after manual high-level disinfection, after removal from an automated endoscope reprocessor (AER), to cover the distal tip of the endoscope during alcohol/air flush, or to dry the basin and connectors of an AER.</p>	<p>Non-linting Wipes- NLW001, NLW002, NLW003</p> 
<p>Designed for healthcare workers to dry endoscopes and associated equipment per manufacturer’s IFUs after manual high-level disinfection.</p>	<p>Sterile Wipes- SSW-001, XX6700</p> 
<p>Designed for detecting residual moisture in channels, the single-use HydroCheck™ assists in detecting moisture.</p>	<p>HydroCheck- HYD-200, HYD-270, HYD-350, HYD-470</p> 



STORAGE

<p>MULTISOCIETY GUIDELINE- “Endoscopy units can evaluate the available literature, perform an assessment regarding benefits and risks around the optimal storage time for endoscopes, and develop a policy and procedure specific to their unit on endoscope storage time.”</p>	<p>HEALTHMARK PRODUCTS-</p>
<p>Single use Scope Sleeves designed to cover and protect the insertion tube of the flexible endoscopes during storage and transportation and are made of absorbent material that also provides a barrier to environmental contaminants.</p>	<p>Scope Sleeve- SSLV-003, SSLV-004, SSLV-005</p> 
<p>Stores flexible endoscopes upright.</p>	<p>Scope Holder- SCPH-102</p>



	
<p>The 7 Day Hangtime Label indicates the length of time the endoscope was last processed. Self-Looping label shows the necessary information of when the scope was processed and by whom.</p>	<p>7 Day Hangtime Label- HTK-7D2</p> 
<p>Designed as a visual reminder for healthcare workers, the label features a twelve-day elapsed time indicator adhered to a blue 8.5 x 2.5-inch self-looping hangtime label, allowing for quick and ongoing observable clarification of how long it has been since an endoscope has been reprocessed.</p>	<p>12 Day Indicator Label- HTK-12D</p> 
<p>Hangtime Labels track the day and month when scope was reprocessed and come in a variety of colors.</p>	<p>Hangtime Labels- 403225 HTK</p> 

MICROBIAL SURVEILLANCE

<p>MULTISOCIETY GUIDELINE- “The use of routine environmental microbiologic testing of endoscopes for quality assurance has not been established but is currently the most recognized technique to detect bacterial contamination of reprocessed endoscopes. If microbiologic testing of fully reprocessed and dried endoscopes is considered and performed, then standard microbiologic techniques per FDA and CDC guidance should be used. Despite its limitations, the use of surveillance microbial cultures remains the most reliable indicator of residual contamination on reprocessed endoscopes, and this method of assessment of reprocessing adequacy has been used in FDA-ordered post-market surveillance studies of reprocessing adequacy”.</p>	<p>HELATHMARK PRODUCTS-</p>
<p>The Flexible Endoscope Sampling Kit provides items to collect a sample from the instrument</p>	<p>Flexible Endoscope Sampling Kit- CK-250, CK-374</p>

<p>channel of an endoscope and ship to Nelson Labs for further testing for presence of microorganisms.</p>	
<p>The NOW! Test™ is a simple and rapid test (12 hours) for Gram negative bacteria.</p> <p>NOTE: ASGE is referring to traditional microbiological culturing, not an enzymatic based rapid culture method. However, this is a product that is available as an alternative to or to augment traditional culturing.</p>	<p>NOW! Test- NOW-1000SK, NOW-1000</p> 

MAINTENANCE

<p>MULTISOCIETY GUIDELINE- “When an endoscope and/or endoscopic equipment demonstrates suboptimal performance or an overt defect has been discovered, the device(s) should be immediately removed from service and clearly tagged and identified as in need of servicing until cleared for use by clinical/bioengineering personnel. A repair and maintenance log should be used in conjunction with the endoscope inventory to assist facilities in tracking endoscope status and its location for repairs and preventative maintenance.”</p>	<p>HEALTHMARK PRODUCTS-</p>
<p>These self-looping labels are sure to be the solution to managing your scope reprocessing and insuring quality patient care.</p>	<p>Self -Looping Information Label- 404225-351-GI</p> 
<p>Preprinted Message Labels include many of the most frequently requested messages, stocked and ready to be shipped out to you. Healthmark also offers Custom Message Labels available in multiple adhesive types, and any size and color combination to suit your needs.</p>	<p>Preprinted Labels- CSW-116, CSW-1216, CSW-254, CSW-289, CSW-302. CSW-IMP, CSW-RCS, CSWSPU, CSW-SSS, DC-100214-71-BL, BIO-3X3</p> 

Reference

Day, L. W., Cohen, J., Greenwald, D., Petersen, B. T., Schlossberg, N. S., Vicari, J. J., Calderwood, A. H., Chapman, F. J., Cohen, L. B., Eisen, G., Gerstenberger, P. D., Hambrick, R. D., Inadomi, J. M., MacIntosh, D., Sewell, J. L., & Valori, R. (2017). Quality indicators for gastrointestinal endoscopy units. *VideoGIE*, 2(6), 119–140.
<https://doi.org/10.1016/j.vgie.2017.02.007>

For more information

- Contact Healthmark Customer Service at 800-521-6224, or
- Visit us online at www.hmark.com