

Flexible Inspection Scope: FIS-007



Visually Inspect Small Lumens with Remarkable Clarity

Designed to visually inspect internal channels of potentially soiled or damaged items, the FIS-007 provides enhanced light, vision, and magnification. It also offers users the option to document photos and videos of lumens and crevices not visible to the unaided eye. The FIS-007 has a modular design with interchangeable flexible inspection scope attachments available in diameters of 1.06mm and 1.9mm. These scopes have a working length of 110cm and attach to a control box which allows for light level adjustments. The 1.06mm scope is designed to inspect internal channels of 1.1mm in diameter or larger, and the 1.9mm scope is designed to inspect internal channels of 2.0mm in diameter or larger.



CT-101: 1.9mm Flexible Inspection Scope



CT-102: 1.06mm Flexible Inspection Scope

Scope Viewer Software: Easy-to-Use for Documentation of Photo & Video

Healthmark's Scope Viewer Software is included with the USB Control Box version of the FIS-007 and is compatible with Windows 10 PCs.

The Scope Viewer Software allows the user to easily capture and save photos and videos for future reference. An image reference window also allows the user to display a previously saved image to reference alongside of the live view of an item being inspected. The Scope Viewer Software includes the option to add a file name prefix to captured images and videos for improved file organization.



Easy-to-Use



Capture Images



Record Video






Windows 10
Compatible



Reference
Image Display



File Name
Prefix Option



USB & HDMI Control Boxes Available



FIS-007UB: USB Control Box

- Includes:
- Scope Viewer Software (For Windows 10)
 - USB Cable



FIS-007HB: HDMI Control Box

- Includes:
- Power Adapter
 - HDMI Cable

Not compatible with Scope Viewer Software

Control Box Features	USB Control Box	HDMI Control Box
Scope Viewer Software	✓	
Brightness Level Control	✓	✓
Compact Design	✓	✓
Compatible with 1.9mm scope	✓	✓
Compatible with 1.1mm scope	✓	✓

Meet AAMI Guidelines for Borescope Use

AAMI ST79 (2017) Amendment 2:

8.2 Inspection of Instruments


Each time a medical device is processed, it should be visually inspected for cleanliness and integrity.

Enhanced inspection with magnification, borescopes, or other inspection methods to verify cleanliness and integrity may be used.

Borescopes or other methods may be used to check internal channels of instrumentation for cleanliness and integrity unless otherwise recommended in the instrument manufacturer's written IFU and the borescope manufacturer's written IFU.

When recommended in the instrument manufacturer's written IFU, enhanced inspection should be used and the enhanced visualization tool manufacturer's written IFU should be followed.

Healthcare facilities should have a method of ensuring cleanliness and integrity of every instrument and medical device used in every procedure.



hmark.com

800.521.6224

healthmark@hmark.com

Interested in a demonstration?

Contact your local Healthmark sales representative or call 800.521.6224 to speak to a customer service representative

Visit hmark.com to learn more about the FIS-007 & many other optical inspection solutions available from Healthmark