















ITB Brush Chart

*These are general guidelines; Healthmark recommends consulting the manufacturer's IFU of the particular item to be cleaned for any instructions related to the brush dimensions needed for cleaning that item.

BRUSH TYPE	BRUSH PART DIAMETER	FRENCH SIZE	SHAFT LENGTH	COLOR
ITB2-30-2	2.0 MM	6 FR	30 CM	 WHITE
ITB2-60-2	2.0 MM	6 FR	60 CM	 WHITE
ITB-30-4	4.0 MM	12 FR	30 CM	 BLACK
ITB-60-4	4.0 MM	12 FR	60 CM	 BLACK
ITB-30-6	6.0 MM	18 FR	30 CM	 BLUE
ITB-60-6	6.0 MM	18 FR	60 CM	 BLUE
ITB-30-9	9.0 MM	27 FR	30 CM	 GREEN
ITB-60-9	9.0 MM	27 FR	60 CM	 GREEN
ITB-30-12	12.0 MM	36 FR	30 CM	 GRAY
ITB-60-12	12.0 MM	36 FR	60 CM	 GRAY
ITB-30-15	15.0 MM	45 FR	30 CM	 WHITE
ITB-60-15	15.0 MM	45 FR	60 CM	 WHITE

To Order, please call: 800-521-6224