

# Flexible Inspection Scope: FIS-007



## Visually Inspect Small Lumens with Remarkable Clarity

Designed to visually inspect internal channels of potentially soiled or damaged items, the FIS-007 provides enhanced light, vision, and magnification. It also offers users the option to document photos and videos of lumens and crevices not visible to the unaided eye. The FIS-007 has a modular design with interchangeable Flexible Inspection Scope attachments available in diameters of 1.06mm (CT-102) and 1.9mm (CT-101 & CT-103). These scopes have a working length of 110cm (CT-101 & CT-102) or 60cm (CT-103) and attach to a control box which allows light level adjustments. The 1.06mm scope is designed to inspect internal channels of 1.1mm in diameter or larger, and the 1.9mm scopes are designed to inspect internal channels of 2.0mm in diameter or larger.



**CT-101:** 1.9mm Diameter, 110cm Length



**CT-102:** 1.06mm Diameter, 110cm Length



**CT-103:** 1.9mm Diameter, 60cm Length

## Scope Viewer Software: Easy-to-Use for Documentation of Photo & Video

Healthmark's Scope Viewer Software is included with the USB Control Box version of the FIS-007 and is compatible with Windows 10 & 11.

The Scope Viewer Software allows the user to easily capture and save photos and videos for future reference. An image reference window also allows the user to display a previously saved image to reference alongside of the live view of an item being inspected. The Scope Viewer Software includes the option to add a file name prefix to captured images and videos for improved file organization.



Easy-to-Use



Capture Images



Record Video





Windows  
Compatible



Reference  
Image Display



File Name  
Prefix Option



## USB & HDMI Control Boxes Available



### FIS-007UB: USB Control Box

- Includes:
- Scope Viewer Software (For Windows 10 & 11)
  - USB Cable



### FIS-007HB: HDMI Control Box

- Includes:
- Power Adapter
  - HDMI Cable

*Not compatible with Scope Viewer Software*

| Control Box Features         | USB Control Box | HDMI Control Box |
|------------------------------|-----------------|------------------|
| Scope Viewer Software        | ✓               |                  |
| Brightness Level Control     | ✓               | ✓                |
| Compact Design               | ✓               | ✓                |
| Compatible with 1.9mm scopes | ✓               | ✓                |
| Compatible with 1.06mm scope | ✓               | ✓                |

## Meet AAMI Guidelines for Borescope Use

### AAMI ST79 (2017) Amendment 2:

#### 8.2 Inspection of Instruments



Each time a medical device is processed, it should be visually inspected for cleanliness and integrity.

Enhanced inspection with magnification, borescopes, or other inspection methods to verify cleanliness and integrity may be used.

Borescopes or other methods may be used to check internal channels of instrumentation for cleanliness and integrity unless otherwise recommended in the instrument manufacturer's written IFU and the borescope manufacturer's written IFU.

When recommended in the instrument manufacturer's written IFU, enhanced inspection should be used and the enhanced visualization tool manufacturer's written IFU should be followed.

Healthcare facilities should have a method of ensuring cleanliness and integrity of every instrument and medical device used in every procedure.



 [hmark.com](http://hmark.com)

 800.521.6224

 [healthmark@hmark.com](mailto:healthmark@hmark.com)

## Interested in a demonstration?

Contact your local Healthmark sales representative or call 800.521.6224 to speak to a customer service representative

Visit [hmark.com](http://hmark.com) to learn more about the FIS-007 & many other optical inspection solutions available from Healthmark