








Instructions for Use: VR Gowns

Brand Name of Product	VR Gowns
Generic Name of Product	Disposable Gowns
Product Code Number(s)	42406, 42500, 42600
Intended Use	To provide protection from hazardous fluids.
Range of Applications for Product	To protect workers occupationally exposed to blood and infectious materials.
Key Specifications of Product	<ul style="list-style-type: none"> • Latex free • Four (4) mil (thick) gown, 50 inches in length • Thumb-loop cuff style • Manufactured of recyclable polyolefin.

Shipping & Storage	
Shipping Conditions & Requirements	N/A
Storage Conditions	N/A
Packaging Contents	Case of 50 each
Shelf Life	N/A

Instructions for Using Product	
Description of Use(s)	To provide protection from hazardous fluids.
Preparation for Use	N/A
Diagrams (drawings, pictures)	<div style="display: flex; justify-content: space-around;"> <div style="text-align: center;">  <p>Figure 1a</p> </div> <div style="text-align: center;">  <p>Figure 1b</p> </div> </div> <div style="text-align: center; margin: 10px 0;">  <p>Figure 1c</p> </div> <div style="display: flex; justify-content: space-around;"> <div style="text-align: center;">  <p>Figure 2</p> </div> <div style="text-align: center;">  <p>Figure 3</p> </div> </div>

	 <p style="text-align: center;">Figure 4a</p>	 <p style="text-align: center;">Figure 4b</p>
Steps for Use of Product	<ol style="list-style-type: none"> 1. Apply top strap overhead. (Figs. 1a, 1b, 1c). 2. Slide your arms into gown. (Fig. 2). 3. Secure by tying the back straps. (Fig. 3). 4. When finished, tear gown off, peeling away from the body (not pulling over the head). (Figs. 4a, 4b). <p>NOTE: Put gloves on over thumbs loops.</p>	
Interpretation of Results	N/A	
Contraindications of Test Results	N/A	
Documentation	N/A	
Special Warnings and Cautions	Do not pull soiled gown off over your head.	
Disposal	<ul style="list-style-type: none"> • Single-use • Consider as biohazard • Dispose in accordance with your facility’s guidelines. 	

Reprocessing Instructions	
Point of Use	N/A
Preparation for Decontamination	N/A
Disassembly Instructions	N/A
Cleaning – Manual	N/A
Cleaning – Automated	N/A
Disinfection	N/A
Drying	N/A
Maintenance, Inspection, and Testing	N/A
Reassembly Instructions	N/A
Packaging	N/A
Sterilization	N/A
Storage	N/A
Additional Information	N/A

Related Healthmark Products	N/A
Other Product Support Documents	PPE Brochure, PPE Price List
Reference Documents	N/A
Customer Service Contact	Healthmark Industries Company, Inc. 18600 Malyn Blvd. Fraser, MI 48026 1-586-774-7600 healthmark@hmark.com hmark.com