








<b>Brand Name of Product</b>	VR Gowns
<b>Generic Name of Product</b>	Disposable Gowns
<b>Product Code Number(s)</b>	42406, 42500, 42600
<b>Intended Use</b>	To provide protection from hazardous fluids.
<b>Range of Applications for Product</b>	To protect workers who are occupationally exposed to blood and infectious materials.
<b>Key Specifications of Product</b>	<ul style="list-style-type: none"> <li>• Latex free</li> <li>• Four (4) mm gown, 50 inches in length</li> <li>• Thumb loop cuff style</li> <li>• Manufactured of recyclable polyolefin</li> </ul>

Shipping & Storage	
<b>Shipping Conditions &amp; Requirements</b>	N/A
<b>Storage Conditions</b>	N/A
<b>Packaging Contents</b>	Case of 50 each
<b>Shelf Life</b>	N/A

Instructions for Using Product	
<b>Description of Use(s)</b>	To provide protection from hazardous fluids.
<b>Preparation for Use</b>	N/A
<b>Diagrams (drawings, pictures)</b>	<div style="display: flex; justify-content: space-around;"> <div style="text-align: center;">  <p>Figure 1a</p> </div> <div style="text-align: center;">  <p>Figure 1b</p> </div> </div> <div style="text-align: center; margin: 10px 0;">  <p>Figure 1c</p> </div> <div style="display: flex; justify-content: space-around;"> <div style="text-align: center;">  <p>Figure 2</p> </div> <div style="text-align: center;">  <p>Figure 3</p> </div> </div>

	 <p style="text-align: center;">Figure 4a</p>	 <p style="text-align: center;">Figure 4b</p>
<b>Steps for Use of Product</b>	<ol style="list-style-type: none"> <li>1. Apply top strap overhead. (Figs. 1a, 1b, 1c).</li> <li>2. Slide your arms in gown. (Fig. 2).</li> <li>3. Secure by tying the back straps. (Fig. 3).</li> <li>4. When finished, tear gown off, peeling away from the body not pulling over the head. (Figs. 4a, 4b).</li> </ol> <p><b>NOTE:</b> Put gloves on over thumbs loops.</p>	
<b>Interpretation of Results</b>	N/A	
<b>Contraindications of Test Results</b>	N/A	
<b>Documentation</b>	N/A	
<b>Special Warnings and Cautions</b>	Do not pull soiled gown off over your head.	
<b>Disposal</b>	<ul style="list-style-type: none"> <li>• Single-use</li> <li>• Treat as biohazard</li> <li>• Dispose of in accordance with your facility's guidelines.</li> </ul>	

<b>Reprocessing Instructions</b>	
<b>Point of Use</b>	N/A
<b>Preparation for Decontamination</b>	N/A
<b>Disassembly Instructions</b>	N/A
<b>Cleaning – Manual</b>	N/A
<b>Cleaning – Automated</b>	N/A
<b>Disinfection</b>	N/A
<b>Drying</b>	N/A
<b>Maintenance, Inspection, and Testing</b>	N/A
<b>Reassembly Instructions</b>	N/A
<b>Packaging</b>	N/A
<b>Sterilization</b>	N/A
<b>Storage</b>	N/A
<b>Additional Information</b>	N/A

<b>Related Healthmark Products</b>	N/A
<b>Other Product Support Documents</b>	PPE Brochure, PPE Price List
<b>Reference Documents</b>	N/A
<b>Customer Service Contact</b>	Healthmark Industries Company, Inc. 18600 Malyn Blvd. Fraser, MI 48026 1-586-774-7600 <a href="mailto:healthmark@hmark.com">healthmark@hmark.com</a> hmark.com