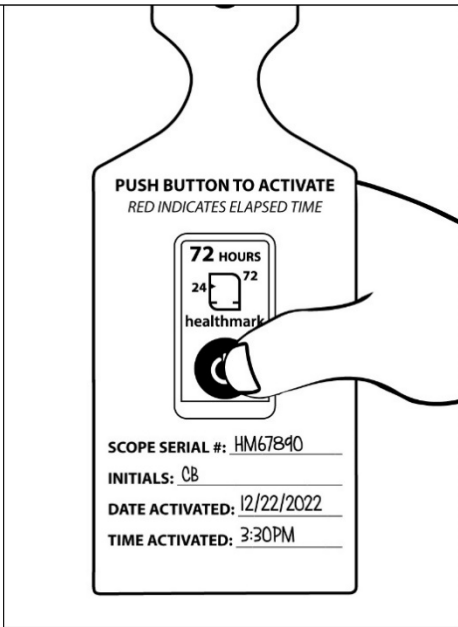
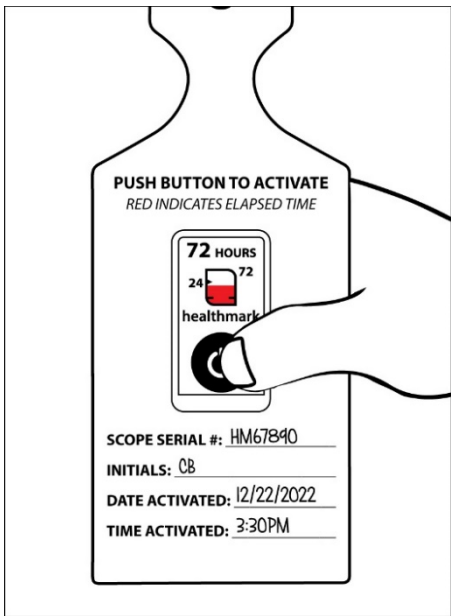


## Instructions for Use: 72-Hour Indicator Hangtime Label

<b>Brand Name of Product</b>	72-Hour Indicator Hangtime Label
<b>Generic Name of Product</b>	72-Hour Indicator
<b>Product Code Number(s)</b>	HTK-72H, 72D-TS002, 403225-72H
<b>Intended Use</b>	To monitor elapsed time and indicate if the predefined maximum time has been reached.
<b>Range of Applications for Product</b>	Calibrated for use at room temperature.
<b>Key Specifications of Product</b>	<ul style="list-style-type: none"> <li>• 72-Hour run-time</li> <li>• Push button activation on top of strip.</li> <li>• Non-toxic, latex, silicone, and PVC free.</li> <li>• Indicator Materials: <ul style="list-style-type: none"> <li>○ Polymeric assembly multilayer</li> <li>○ Aluminum-plastic laminate</li> <li>○ Encapsulates colored oils.</li> </ul> </li> <li>• Adhesive is pressure sensitive: -30 °C (or -22 °F) to 120 °C (or 248 °F).</li> <li>• Once the 72-hour timeline after activation has begun there is an accuracy of plus or minus (±)10%.</li> </ul>

<b>Shipping &amp; Storage</b>	
<b>Shipping Conditions &amp; Requirements</b>	N/A
<b>Storage Conditions</b>	Store in cool dark environment, room temperature up to 30 °C (or 86 °F).
<b>Packaging Contents</b>	Box of 100
<b>Shelf Life</b>	Three (3) years from date of manufacture.

<b>Instructions for Using Product</b>	
<b>Description of Use(s)</b>	To keep track of elapsed time after reprocessing.
<b>Preparation for Use</b>	N/A
<b>Diagrams (drawings, pictures)</b>	<div style="display: flex; justify-content: space-around;"> <div style="text-align: center;">  <p>Figure 1</p> </div> <div style="text-align: center;">  <p>Figure 2</p> </div> </div>

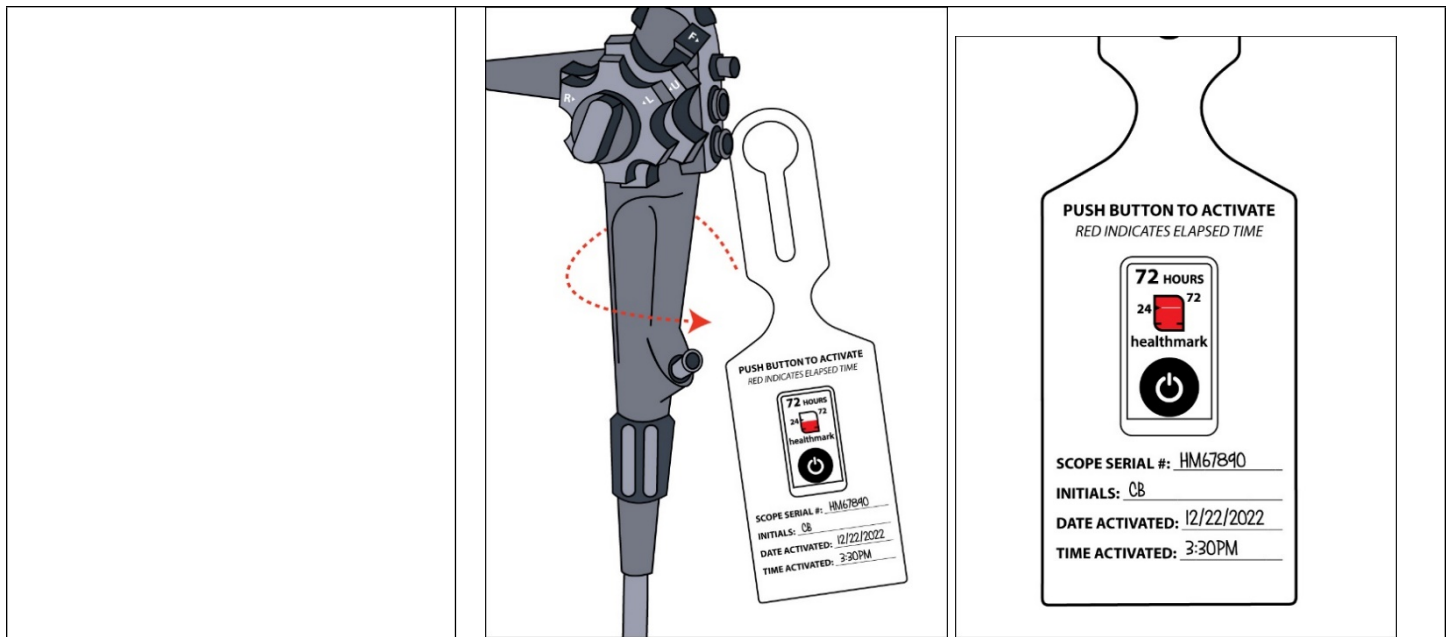


Figure 3

Figure 4

<p><b>Steps for Use of Product</b></p>	<ol style="list-style-type: none"> <li>1. Fill in the information on the designated lines (i.e., Scope Serial #, Initials, Date Activated, Time Activated). Then, firmly squeeze the button to activate the indicator with your thumb ensuring the button has fully collapsed (if activation line does not appear within 2 minutes, squeeze the button again).</li> <li>2. When the red activation line appears, the indicator has begun logging time.</li> <li>3. Loop the self-looping label to the item.</li> <li>4. The red dye will continue to progress until the maximum elapsed time has been reached. If the scope has surpassed the allotted time indicated on the Hangtime tag, follow the facility's policy for reprocessing.</li> </ol>
<p><b>Interpretation of Test Results</b></p>	<p>Failure to adequately squeeze can slow the progression of the time indicator.</p>
<p><b>Contraindications of Test Results</b></p>	<p>N/A</p>
<p><b>Documentation</b></p>	<p>N/A</p>
<p><b>Special Warnings and Cautions</b></p>	<ul style="list-style-type: none"> <li>• For indoor use only.</li> <li>• Not for use outdoors or in high or low temperature conditions, such as a refrigerator.</li> <li>• Do <b>not</b> immerse into water.</li> </ul>
<p><b>Disposal</b></p>	<p>Single-use. Dispose of in compliance with facility policy.</p>

<p><b>Reprocessing Instructions</b></p>	
<p><b>Point of Use</b></p>	<p>N/A</p>
<p><b>Preparation for Decontamination</b></p>	<p>N/A</p>
<p><b>Disassembly Instructions</b></p>	<p>N/A</p>
<p><b>Cleaning – Manual</b></p>	<p>N/A</p>
<p><b>Cleaning – Automated</b></p>	<p>N/A</p>
<p><b>Disinfection</b></p>	<p>N/A</p>
<p><b>Drying</b></p>	<p>N/A</p>
<p><b>Maintenance, Inspection, and Testing</b></p>	<p>N/A</p>
<p><b>Reassembly Instructions</b></p>	<p>N/A</p>
<p><b>Packaging</b></p>	<p>N/A</p>
<p><b>Sterilization</b></p>	<p>N/A</p>
<p><b>Storage</b></p>	<p>Store in cool dark environment, room temperature up to 30 °C (86 °F).</p>
<p><b>Additional Information</b></p>	<p>Single-use per device. The 72-hour timeline after activation has begun has an accuracy of plus or minus (±)10%.</p>
<p><b>Related Healthmark Products</b></p>	<p>7 Day Indicator Hangtime Label, 12 Hour Indicator Hangtime Label</p>
<p><b>Other Product Support Documents</b></p>	<p>Labeling Brochure, Labeling Price List</p>
<p><b>Reference Documents</b></p>	<p>N/A</p>

**Customer Service Contact**

Healthmark Industries Company, Inc.  
18600 Malyn Blvd.  
Fraser, MI 48026  
1-586-774-7600  
[healthmark@hmark.com](mailto:healthmark@hmark.com)  
[hmark.com](http://hmark.com)