


Getinge Assured


Bowie-Dick Test Card

Interpretation Images


Unexposed



Pass



Fail



This is one example of a fail

Indications for Use

The Getinge Assured Bowie-Dick Test Card is designed to detect the presence of residual air in pre-vacuum steam sterilizers operating at 270°F (132°C) for 3.5 minutes. The indicator will demonstrate a uniform color change from purple to green when the proper sterilization conditions are met and no air is present. If enough air is present to create a 2°C or greater temperature difference in a standard Bowie-Dick test towel pack. The indicator will demonstrate a non-uniform color change.

Color Change

The Bowie-Dick Test Card will change from purple to green when exposed to steam sterilization cycle with acceptable vacuum cycles.

Instructions for Use

The Bowie-Dick test is conducted each day in an empty sterilizer prior to processing any loads.

1. Run a warm up cycle with the Bowie-Dick Test Card Holder to properly heat the sterilizer.
2. Insert a Bowie-Dick Test Card in the holder with the purple indicator side facing up and the information label facing down.
3. Place the Test Card and holder on the bottom rack, nearest to the drain of the empty sterilizer.
4. Run the sterilizer for 3.5 minutes at 270°F (132°C).
Note: Long drying phases may cause the indicator to turn brown in color.
5. While wearing heat resistant gloves, remove the test card and holder from the sterilizer.
6. Date the test card on the back, identify the sterilizer and save the card for file records.

Interpretation

Examine the indicator upon removal from the sterilizer and record the results. If no significant amount of residual air is present, the indicator will show a uniform green color change. If the indicator shows a purple color in the center, this indicates the presence of residual air.

Safety Precautions

CAUTION: the Bowie-Dick Test Card and holder will be hot and should be handled carefully to avoid thermal injury.

Storage

- Store at normal room temperature 50° - 100°F (10° - 38°C) and 10-70% R.H.
- Protect from moisture and excess humidity
- Store in the resealable bag provided

Expiry Date

The expiry date is printed on the product packaging. Do not use after expiration date listed on the packaging.

LOT Number

A unique identification code, LOT, is printed on each indicator label and packaging labels.

Interfering Substances or Conditions

There are no known interfering substances or conditions that could affect the intended use of the indicator or adversely affect the indicator performance.

Release of Toxic Substances

The indicator releases no known toxic substances in sufficient quantities to cause either a health hazard, or a hazard to the intended properties of the product being sterilized before, during or after the sterilization process.

Declaration of Conformity

The Getinge Assured Bowie-Dick Test Card indicator conforms to all applicable portions of ANSI/AAMI/ISO 11140-5 test methods.