





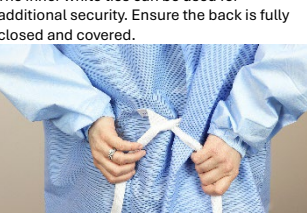
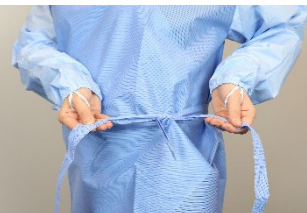



















General Instructions for AAMI Level 4 Decontamination Gown	
EN INTENDED USE:	The AAMI Level 4 Decontamination Gown is intended to protect health care personnel from the transfer of microorganisms and body fluids during the sorting and decontamination of medical devices. These gowns are not intended to be utilized in any procedure or for patient care, including the operating room.
This device is SINGLE USE .	
KEY SPECIFICATIONS OF PRODUCT:	This full coverage gown is available in sizes S to 3XL. The AAMI Level 4 Decontamination Gown meets the barrier protection requirements of AAMI Level 4 per ANSI/AAMI PB70:2022, Liquid Barrier Performance and Classification of Protective Apparel and Drapes Intended for Use in Health Care Facilities. These gowns are single use, disposable, and provided non-sterile.
INSTRUCTIONS FOR USE:	<p>Donning Instructions</p> <ol style="list-style-type: none"> Carefully remove one gown from the packaging. Unfold the gown.  <ol style="list-style-type: none"> Open gown back by separating hook and loop closure at the neck.  <ol style="list-style-type: none"> Position the gown with the chest reinforcement in the front with the white diamond patch against the body.  <ol style="list-style-type: none"> Insert your first arm into the sleeve of the gown and slide your thumb through the thumb loop located at the elastic wrist.  <ol style="list-style-type: none"> Insert your second arm into the sleeve of the gown and slide your thumb through the thumb loop located at the elastic wrist.

	 <p>7. Secure the gown at the neck using the hook and loop closure.</p>  <p>8. Secure the gown at the waist using the ties. The outer blue ties can be tied at the hip. The inner white ties can be used for additional security. Ensure the back is fully closed and covered.</p>   <p>Doffing should be handled per facility policy.</p>
PERFORMANCE CHARACTERISTICS:	This product has been tested in accordance with ASTM F1671, ASTM F1670, AATCC 42, and AATCC 127 and meets AAMI Level 4 barrier performance requirements.
SHELF LIFE	3 years
 REPROCESSING INSTRUCTIONS:	No reprocessing is possible for this SINGLE USE product. Single-use only. Do not re-use.
STORAGE AND HANDLING:	Store in a cool, dry place, preferably no lower than -5 °C or 41°F and no higher than 35 °C or 95°F, free of dust and humidity
 WARNINGS:	<p>The contents of the package, like any fabric, may burn if exposed to a flame or extremely hot objects. Do not use in the presence of flammable anesthesia. The materials in this package have been evaluated and approved to the 16 CFR 1610 flammability standard.</p> <ul style="list-style-type: none"> The dimensions may vary +/- 5 cm or +/- 2 in This product is not made with natural rubber latex
DISPOSAL REQUIREMENTS:	Dispose of the products according to your facility's waste protocols and local, state, and federal regulations.

<p>This product is intended for use only by qualified healthcare professionals within the Sterile Processing Department (SPD), Central Sterile Services Department (CSSD), and Endoscopy decontamination areas.</p>	
	<p>Healthmark Industries Company, Inc. 18600 Malyn Blvd. Fraser, MI 48026, USA +1.586.774.7600 • hmark.com • healthmark@hmark.com</p>

REF DGL4-S, DGL4-M, DGL4-L, DGL4-XL, DGL4-2XL, DGL4-3XL	
Symbols Used	
	Catalog Number
	Manufacturer
	Lot Number
	Quantity
	Consult Instructions for Use
	Expiration date. Do not use after the expiration date.
	Date of manufacture
	Country of manufacture e.g. US, FR, CN, MX, SE
	AAMI Level 4
	Keep away from sunlight
	Storage Temperature
	Latex Free
	Non-Sterile
	Single Use

FILE-005195, 14-APR- 2026_V1